

AdTrans 2023-1-PL01-KA220-HED-000158917



Migration analysis

Kristyna Rybova



Co-funded by
the European Union



Co-funded by the European Union. Views and opinions expressed are however those of the author or authors only and do not necessarily reflect those of the European Union or the Foundation for the Development of the Education System. Neither the European Union nor the entity providing the grant can be held responsible for them.

POPULATION MOVEMENT (MOBILITY)

- change in the classification of an individual in a system of certain units
 - Spatial mobility – spatial (regional) units
 - Social mobility – units of certain social formations (professional, social, cultural groups)
- The interrelationship between spatial and social mobility – e.g. the relationship between the processes of industrialization and urbanization

BREAKDOWN OF SPATIAL MOBILITY

- Periodicity and duration
 - Permanent transfer
 - Cyclical, periodic movement
- Distance of movement – crossing/not crossing the border of a certain regional entity (region, state, continent, etc.)
 - Internal (intra-regional)
 - External (interregional)
- Direction of movement
 - Between urban and rural settlements, movement between areas with different levels of cultural, technical and economic development

BREAKDOWN OF SPATIAL MOBILITY

- Organization of movement
 - Natural x planned
 - Legal x illegal (effort to regulate migration)
 - Voluntary x forced
- Causes and motivations of movement
 - Economic character – improvement of economic conditions
 - Non-economic character – political, religious, family, national and other reasons
- Group size
 - Individual, group, mass movements
- Structural features of movement participants
 - Biological, economic, linguistic, national, religious and other characteristics

BASIC TYPES OF SPATIAL MOVEMENT

- Population migration
 - One-time movement involving a change of permanent residence (moving within a certain settlement structure, moving between regions, moving between countries)
 - It does not include the movements of nomads in terms of a specific way of life
- Temporary changes of residence (seasonal migration)
 - Changes of residence for a certain period of time (temporary stay), the place of permanent residence does not change
- Commuting (shuttle migration)
 - Movement of economically active residents resulting from differences in place of work and permanent residence
 - Relative regularity (same population group, same route, approximately same time)
 - Similar signs also apply to the commuting of pupils, apprentices and students to schools

BASIC TYPES OF SPATIAL MOVEMENT

- Irregular temporary population movements (turbulence)
 - Purpose of tourism and recreation, services, shopping, sports, business and business trips and others
 - Large irregularity associated with
 - Participants
 - Distance
 - Direction of movement
 - By means of transport
 - By movement route
 - Little reliable and systematic information on this type of movement
 - Tourist and recreational movements – relaxation (recreation) or sightseeing destinations

POPULATION MIGRATION

- Significant spatial significance of migration
- Economic, population and cultural consequences
- Formally two-way population movement
 - **Immigration** = moving in
 - **Emigration** = eviction
- Re-emigration – the return of emigrating residents to their place of origin
- Repatriation – the return (relocation) of residents to areas from which they were forcibly or voluntarily displaced

MIGRATION INDICATORS

➤ **Migration volume** (gross migration)

- $M_o = I + E$

➤ **Migration balance** (net migration)

- $M_s = I - E$

- $E < I$ – the territory gains inhabitants through migration

- $E > I$ – the territory loses inhabitants through migration

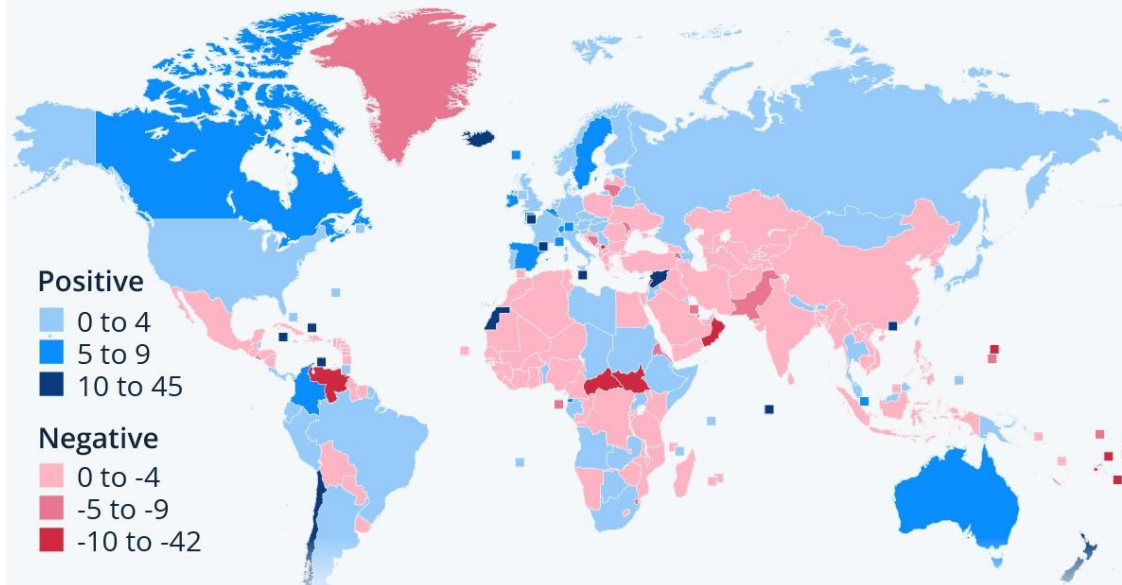
➤ **Gross net migration rate**

$$I_{MS} = \frac{I - E}{\bar{S}} * 1000$$

MIGRATION BALANCE (NET MIGRATION)

A Global Overview of Human Migration

Net annual migration per 1,000 population
(average 2017-2021), by country/territory



Positive

0 to 4

5 to 9

10 to 45

Negative

0 to -4

-5 to -9

-10 to -42

* Forced and voluntary migration. Some Caribbean islands have been grouped and attributed an average figure.

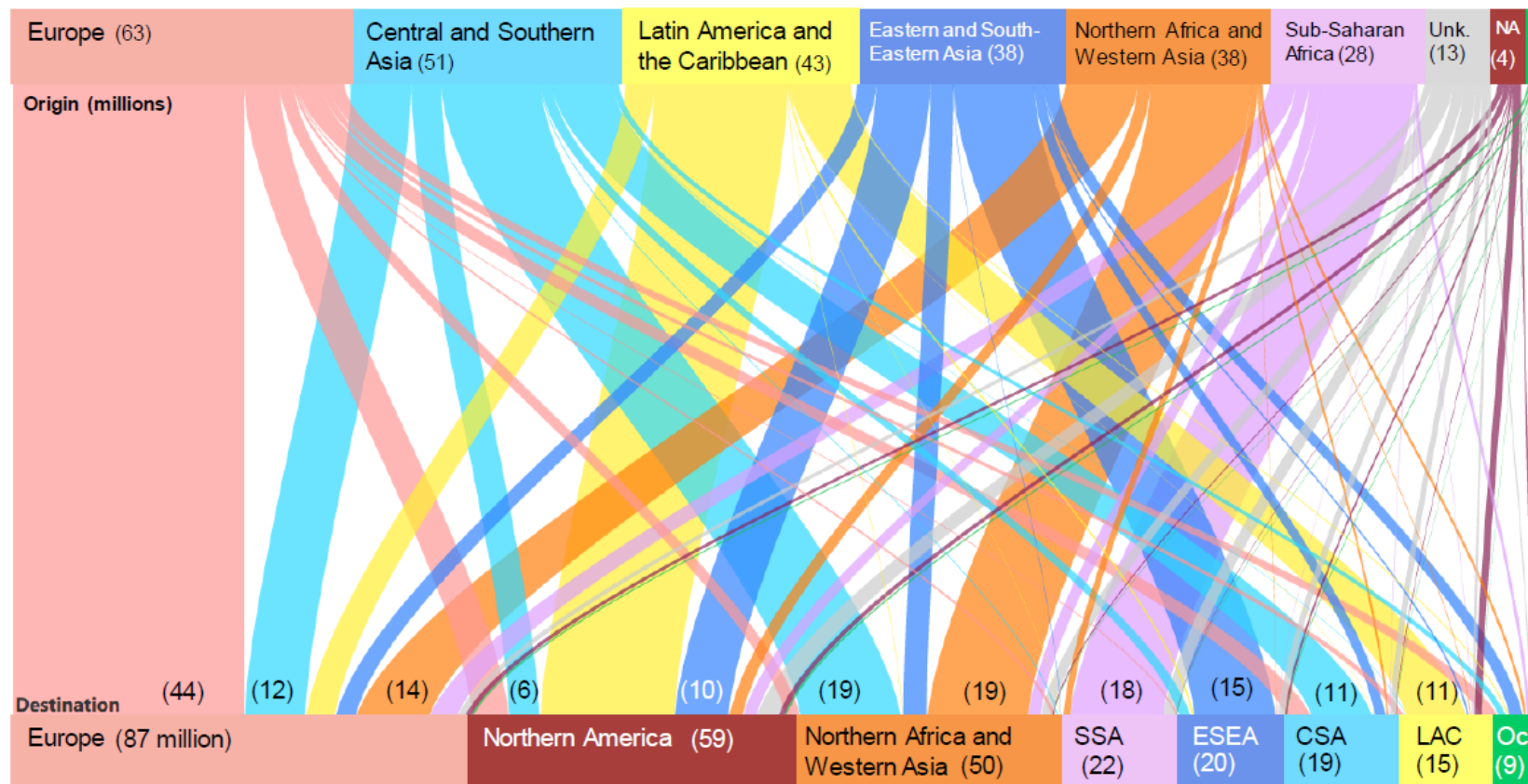
Source: United Nations Population Division



statista

MIGRATION DIRECTIONS

Number of international migrants, by regions of origin and destination, 2020



Source: United Nations Department of Economic and Social Affairs, Population Division (2020b). *International Migrant Stock 2020*.

Note: The category "Unk." refers to unknown origin, the category "NA" to Northern America, the category "Oc." to Oceania, the category "SSA" to sub-Saharan Africa, the category "ESEA" to Eastern and South-Eastern Asia, the category "LAC" to Latin America and the Caribbean, the category "CSA" to Central and Southern Asia.

MAIN CAUSES OF MIGRATION?



MAIN CAUSES OF MIGRATION MOVEMENT

➤ Economic conditions

- The most common reason for migration
- From a place with a lack of jobs to a place with jobs
- Relative attractiveness of the region
 - It may change over time.
 - E.g. Ireland – departure of more than 200,000 inhabitants per year in the 1850s, end of the 20th century attractive for immigration mainly from Eastern Europe

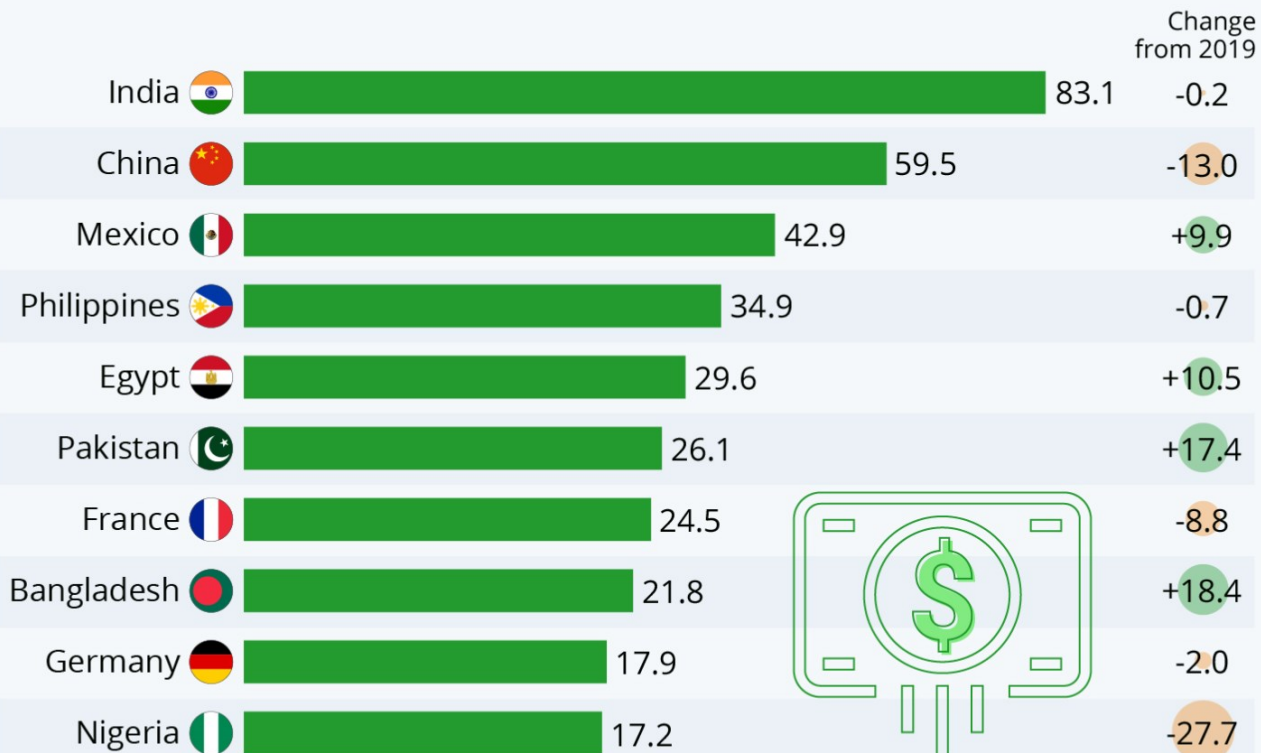
➤ **Remittances** – funds sent by migrants from the country of employment to the country of origin

- An increasingly important source of income for residents of developing countries
- For example, estimated remittances for 2019 are about \$ 551 billion

REMITTANCE

The World's Top Remittance Recipients

Top 10 remittance-receiving countries in 2020* (billion U.S. dollars)



* expected

Source: KNOMAD via World Bank



MAIN CAUSES OF MIGRATION MOVEMENT

➤ Demographic factors

- The departure of European population to America in the 18th to the early 20th centuries as a result of the demographic revolution (relative population surpluses)

➤ Political conditions

- Departure from undemocratic countries (emigration from the Czechoslovak Socialist Republic and other countries of Central and Eastern Europe, emigration from Cuba, the DPRK, a number of African states)

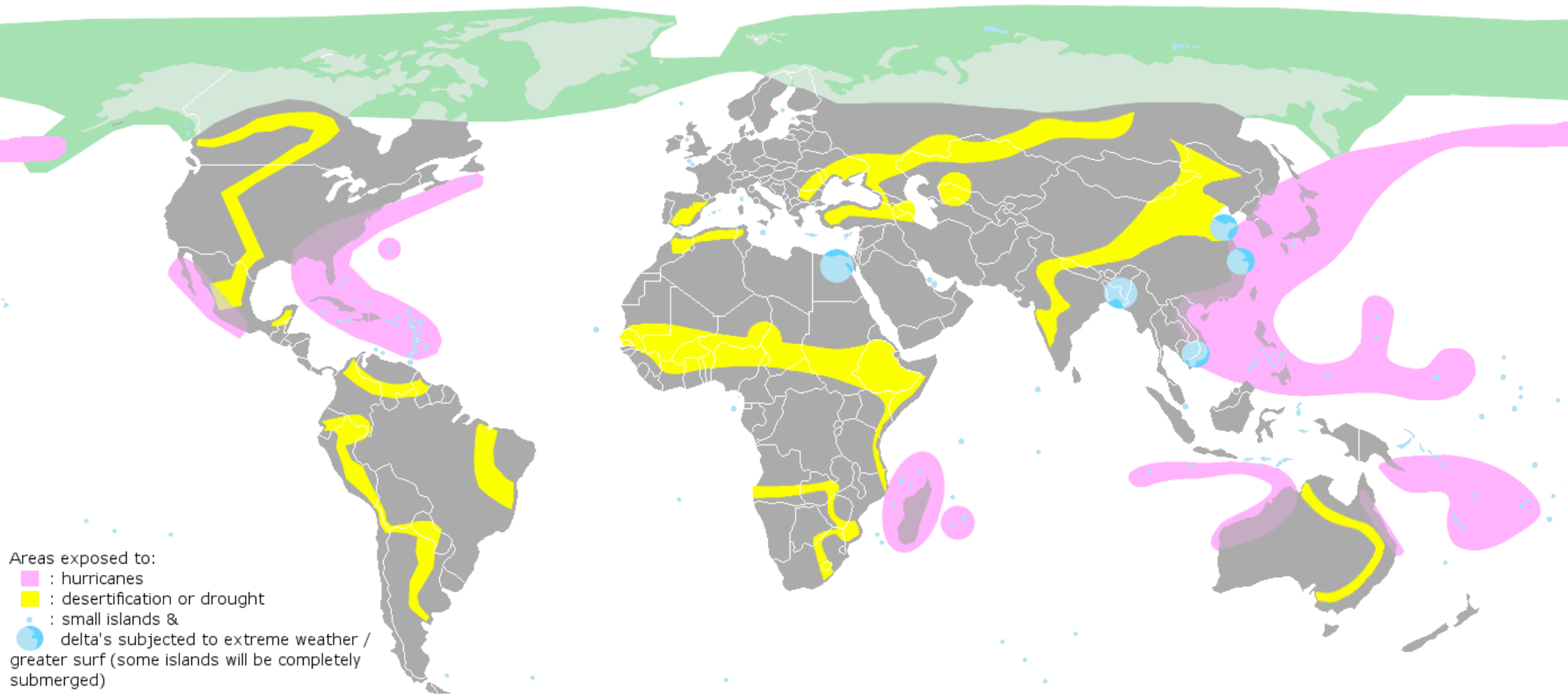
➤ Armed conflicts and civil wars

- War in the former Yugoslavia (3 million inhabitants), Rwanda in the 1990s (2 million refugees), Syria, Ukraine (8 million refugees)

MAIN CAUSES OF MIGRATION MOVEMENT

- Natural conditions
 - Sudden and strong changes in the natural environment
 - Extensive flooding
 - Volcano eruptions
 - Long-term changes in climate conditions
 - Earthquake
- Previously, natural conditions also acted as a barrier to migration (oceans, Sahara)

AREAS WITH NATURAL DISASTERS



[http://www.climate-change-guide.com/effects-of-climate-change.html#gallery\[pageGallery\]/1/](http://www.climate-change-guide.com/effects-of-climate-change.html#gallery[pageGallery]/1/)

MAIN CAUSES OF MIGRATION MOVEMENT

➤ Culture and tradition

- Feeling of threat to one's own culture, religion
- Jewish migration to Israel
- After the partition of India into Hindu India and almost exclusively Muslim Pakistan

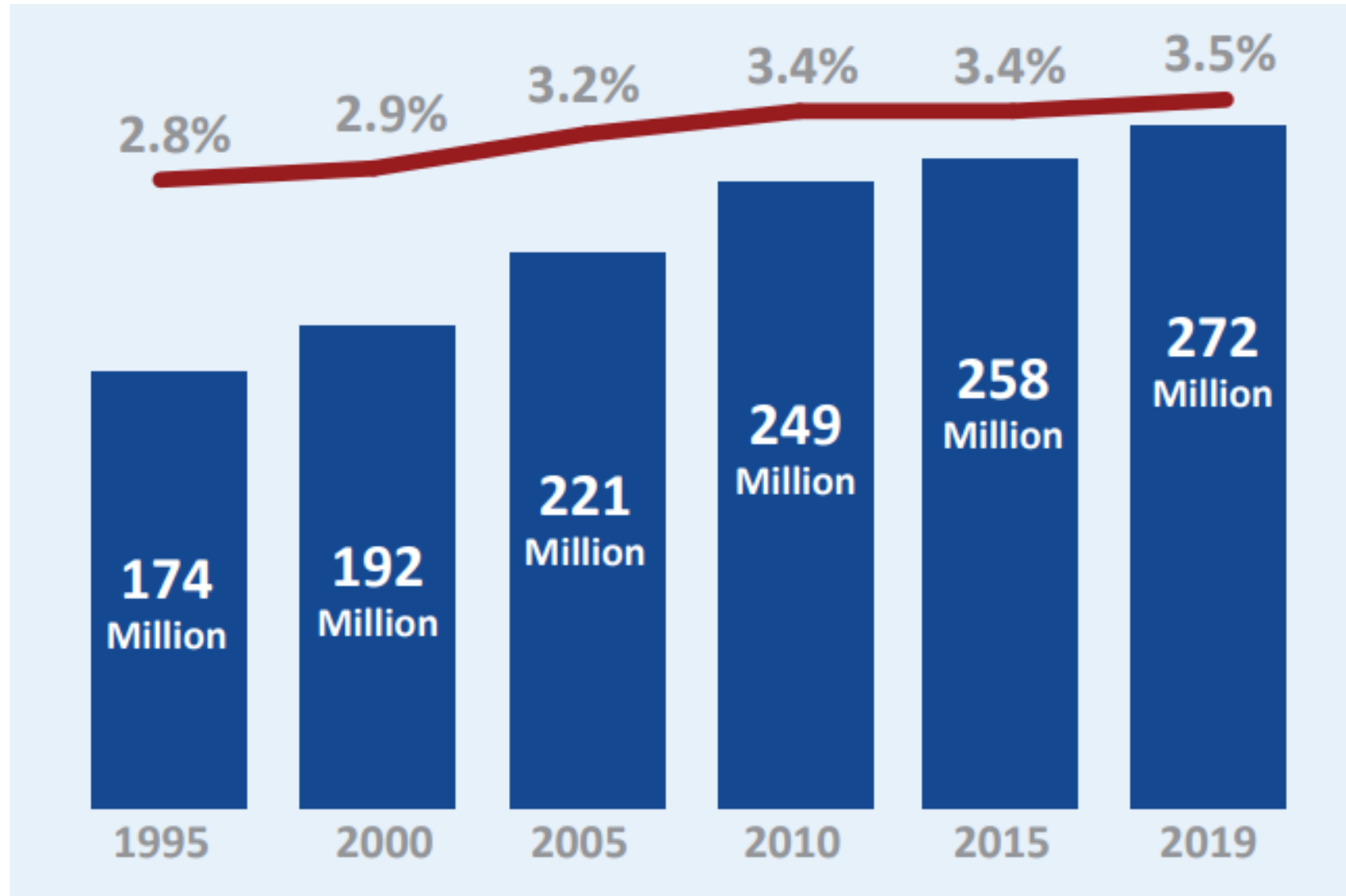
OTHER FACTORS AFFECTING MIGRATION

- Technological innovations
 - Migration is not as difficult and dangerous as in the past
 - More modern means of transport
 - They also contribute to the speed of information dissemination → quickly available information about new job opportunities, ways to get to target destinations
- Overall, two groups of factors
 - "push" factors - "force" people to leave their homes
 - "pull" factors – attract migrants to certain locations

CONSEQUENCES OF MIGRATION MOVEMENT

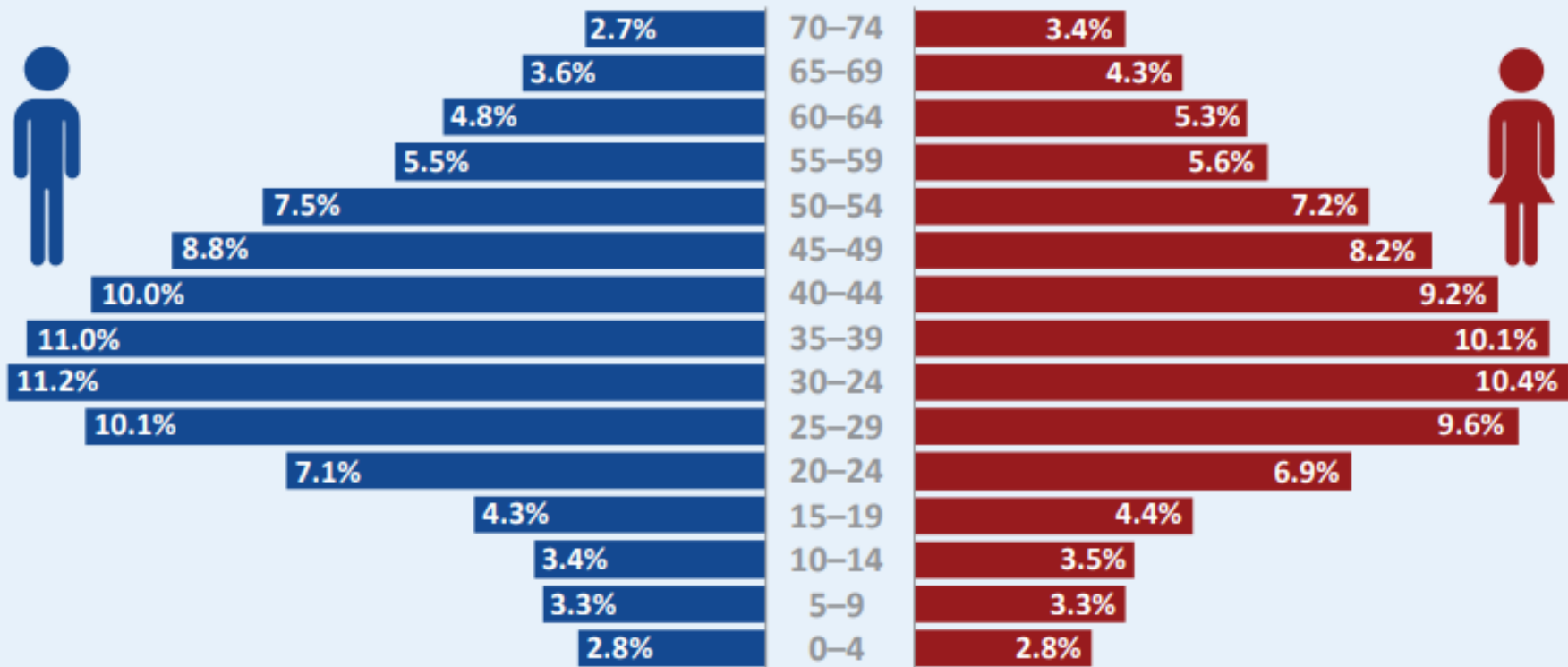
- Complex interpretation of consequences
 - Considerable differentiation in the course of migratory movements
 - The complexity of the causes of migration
- Migration changes the demographics of both immigration and emigration areas (age, gender, employment, education)
 - Men still slightly predominate globally, but the importance of female migration is growing
 - In developed countries, the labor market with a high proportion of women is also attractive for migrant women + family reunification
 - Migrating is mainly people of working age (20-64 years) – about $\frac{3}{4}$ of all migrants

NUMBER OF FOREIGN MIGRANTS



AGE STRUCTURE OF FOREIGN MIGRANTS

52% of international migrants are male, 48% are female



Most international migrants (74%) are of working age (20-64 years)

**Age groups above 75 years were omitted (male 4%, female 6%).*

CONSEQUENCES OF MIGRATION MOVEMENT

Emigration area

Immigration area

- *Predominance of negative impacts*

CONSEQUENCES OF MIGRATION MOVEMENT

Emigration area

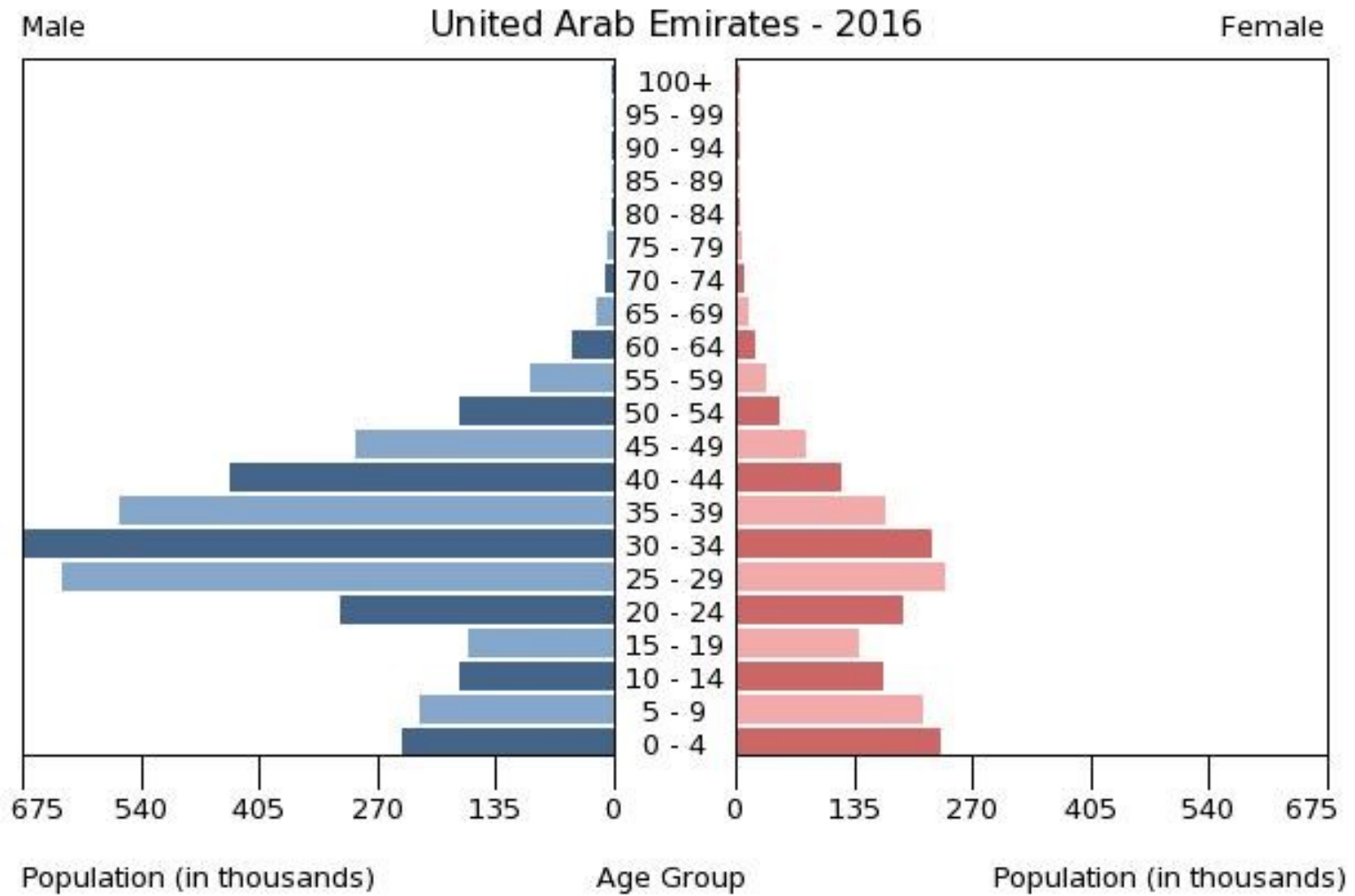
Predominance of negative impacts

- ↑ share of economically unproductive groups
- Change in population structure by gender
- Changes in reproductive conditions – ↓ marriage and birth rate
- Economic impacts
 - Loss of funds invested in migrants' education
 - Many migrants are returning – carriers of innovative and modernizing effects

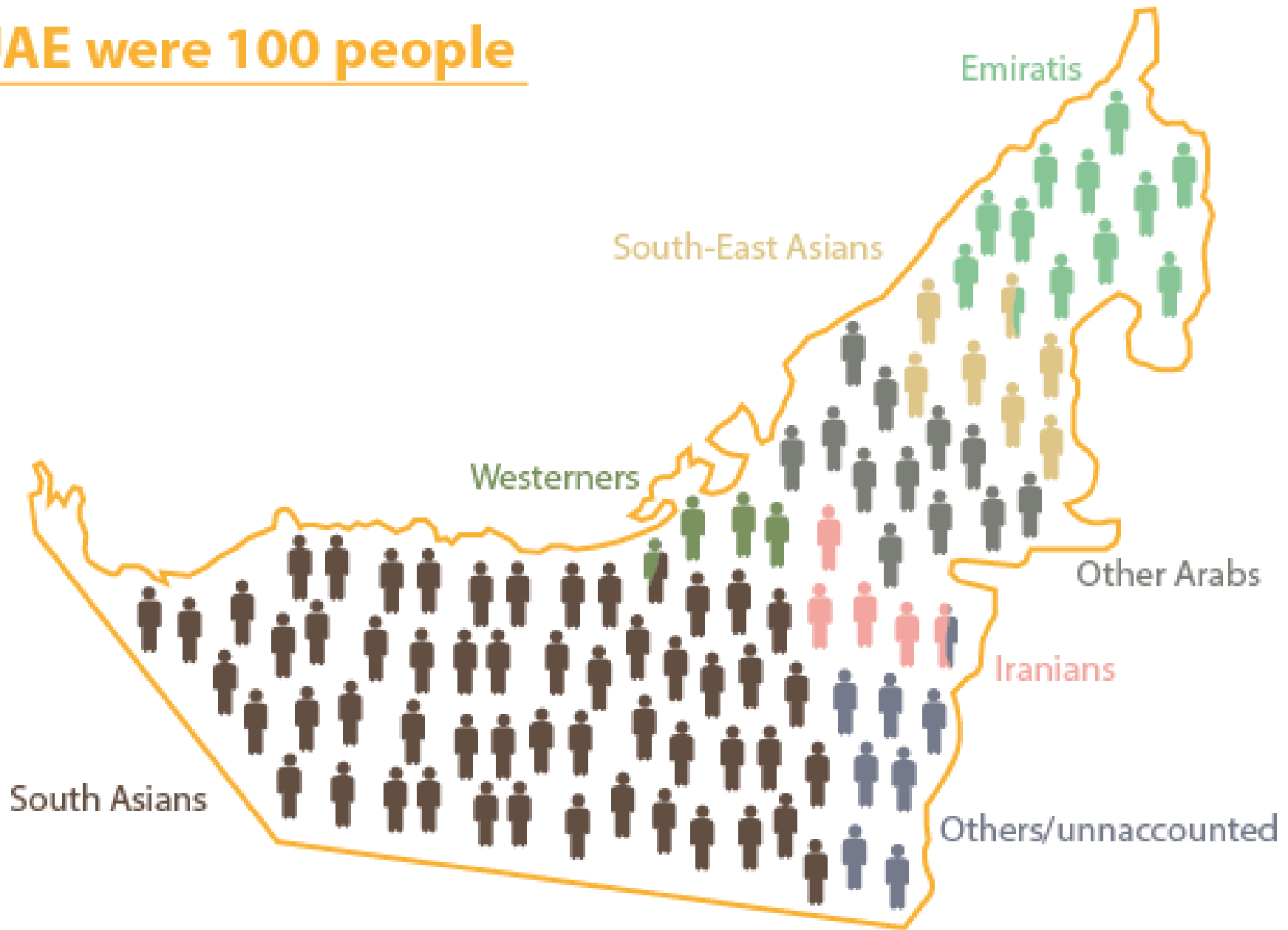
Immigration area

- Gain in population of reproductive and productive age
- Economic consequences
 - There is no need to invest in the upbringing and education of immigrants
- The need for social, economic and cultural adaptation of immigrants to new conditions – often a problem of negative social phenomena

AGE PYRAMID, UAE



If UAE were 100 people



MODIFICATION OF CURRENT MIGRATION TRENDS

- The importance of migration for population trends in individual countries is growing due to:
 - Declining natural increase rates in the most developed countries
 - Changes in the volume and nature of migration
 - Globalization – more and more countries are being influenced
 - The volume of migration is growing
 - Migration is becoming more diverse (a combination of natives, refugees, economic migrants, skilled workers, students, etc.)
 - Feminization of migration – women don't just follow men

TASK

Choose any city in the central part of a region and on its periphery and evaluate the development of migration in its territory over the last 20 years. Use the indicators given in this presentation for the evaluation. Based on your own knowledge or literature, also try to evaluate the causes of the higher number of immigrants or emigrants in both cities and any changes during the studied period.